

Shock Absorbers and Struts

YEAR	MODEL	BOGE automatic		BOGE turbo		BOGE exTreme	STRUT MOUNTS	
		Front	Rear	Front	Rear		Front	Rear
ALFA ROMEO								
9/65-80		27-133-H	27-134-H					
90-94	164 V6 (3.0i) (Exc. Sport)	32-475-B	32-984-A					
72-84	2000 Spider	27-133-H	27-134-H					
81-87	Alfetta GTV-6			27-544-B	27-545-A			
75-80	Alfetta GTV, Sport Sedan			27-544-B	27-545-A			
5/85-92	Milano 2.5i, 3.0i	106 621 *	106 622 *	27-544-B	27-545-A			
70-81	Montreal	27-133-H	27-134-H					
		101 013	170 981					
AUDI								
80/90								
93-96	80/90 Coupe Quattro Including 20V	32-472-0 *		32-472-F				
8/91-8/92	80/90 Coupe Quattro Including 20V			32-846-F	32-301-F			
11/88-7/91	80/90 Coupe Quattro Including 20V			32-846-F	32-920-F	041 91D		
95-96	80/90, (Exc. Coupe Quattro)	32-472-0 *		32-472-F				
93-94	80/90, (Exc. Coupe Quattro)	32-472-0 *	27-810-0 *	32-472-F	27-810-F			
91-92	80/90, Coupe, (Exc. Coupe Quattro)			32-846-F				
8/87-8/92	80/90, Coupe, (Exc. Coupe Quattro)	32-846-0 *	27-093-2 *	32-846-F	27-093-F	60-152-0		
		100 786 *		32-846-P	27-093-P			
90-91	90 Quattro 20V			32-472-F	32-115-F			
90-91	90 Quattro, (Exc. 20V)			32-472-F	32-301-F			
1995	90 Quattro							87-079-A
93-95	90							87-079-A
88-92	80, Quattro, 90							87-079-A
100/200								
92-93	100 Quattro Sedan	32-402-1 *	32-505-1 *	32-402-F	32-505-F	22-819-1		
					170 819			
92-93	100 Sedan, (Exc. Quattro)	32-402-1 *	32-692-1 *	32-402-F	32-692-F	22-819-1		
				32-402-P	32-692-P			
2/88-91	100/200, (Exc. Quattro)	32-402-1 *	32-124-0 *	32-402-F	32-859-F	60-118-0		
			106 829 *	32-402-P	32-859-P			
				115 476				
5/88-10/90	100/200 Quattro (Including Turbo)	32-402-1 *	32-505-1 *	32-402-F	32-505-F			87-080-A
					170 819			
9/74-6/77	100 S, LS, GL		32-438-0 *					
4000								
9/86-7/87	4000 (Exc. Coupe, Quattro)	32-846-0 *	27-093-2 *	32-846-F	27-093-F	60-152-0		
		100 786 *		32-846-P	27-093-P	22-819-1		
8/78-8/86	4000 (Exc. Coupe, Quattro)	32-846-0 *	27-506-0 *	32-846-F	27-093-F	60-074-0		
		100 786 *	105 755 *	32-846-P	27-093-P	22-747-1		
11/83-7/87	4000S, CS, Quattro	32-846-0 *		32-846-F	32-920-F			87-079-A
80-84	4000 (Exc. Coupe, Quattro)							87-079-A

* Hydraulic Shock

Gas Shock

Strut

Insert

Nivotat

Hydromat/Self Leveling

Steering Damper

Top and Bottom Eye Mount

Top Eye, Bottom Stem Mount

Top Eye, Bottom Stem Mount

Top Stem, Bottom Eye Mount

Top and Bottom Stem Mount

Top Yoke, Bottom Eye Mount

Top Yoke, Bottom Stem Mount

Top Yoke, Bottom Stem Mount

Top Eye, Bottom Yoke Mount

Top Stem, Bottom Yoke Mount

Special Mounting

Top and Bottom Yoke Mount

Also available is a value-priced alternative to OE, manufactured in Mexico. When ordering, place MX at end of part number.

Shock Absorbers and Struts

YEAR	MODEL	<i>BOGE</i> <i>automatic</i>		<i>BOGE</i> <i>turbo</i>		<i>BOGE</i> <i>eXtreme</i>	STRUT MOUNTS	
		Front	Rear	Front	Rear		Front	Rear
AUDI (Cont'd)								
5000								
6/77-9/83	5000, (Exc. Quattro) <i>Heavy Duty</i>	32-402-1 * $\frac{1}{\circ}$	32-783-0 * $\frac{1}{\circ}$ 101 736 * $\frac{1}{\circ}$ 101 740 $\frac{1}{\circ}$	32-402-F $\frac{1}{\circ}$	115 476 $\frac{1}{\circ}$		60-075-0 $\frac{1}{\circ}$ 22-819-1 $\frac{1}{\circ}$	
10/84-5/88	5000 Quattro Wagon	32-402-1 * $\frac{1}{\circ}$		32-402-F $\frac{1}{\circ}$				
9/83-1/88	5000 S, Turbo, 5000 Wagon	32-402-1 * $\frac{1}{\circ}$	32-124-0 * $\frac{1}{\circ}$ 106 829 * $\frac{1}{\circ}$	32-402-F $\frac{1}{\circ}$ 32-402-P $\frac{1}{\circ}$ 115 476 $\frac{1}{\circ}$		32-859-F $\frac{1}{\circ}$ 32-859-P $\frac{1}{\circ}$	60-118-0 $\frac{1}{\circ}$ 22-819-1 $\frac{1}{\circ}$	
10/84-5/88	5000, CS, Quattro Sedan	32-402-1 * $\frac{1}{\circ}$	32-505-1 * $\frac{1}{\circ}$	32-402-F $\frac{1}{\circ}$		32-505-F $\frac{1}{\circ}$ 170 819 $\frac{1}{\circ}$		
78-81	5000							87-080-A
80-83	5000 Turbo							87-080-A
86-88	5000CS Quattro Sedan, Wagon							87-080-A
86-88	5000CS Turbo Sedan, Wagon							87-080-A
80-88	5000S							87-080-A
87-88	5000S Quattro							87-080-A
84-85	5000S Turbo							87-080-A
A4								
98-99	A4 Avant Wagon (1.8L, 2.8L)	33-086-F $\frac{1}{\circ}$	27-465-F $\frac{1}{\circ}$			27-465-P $\frac{1}{\circ}$	60-A09-0 L $\frac{1}{\circ}$ 60-A10-0 R $\frac{1}{\circ}$	
98-99	A4 Avant Wagon w/Sports Susp., (1.8L, 2.8L)	33-087-F $\frac{1}{\circ}$						
98-99	A4 Quattro Sedan, Quattro Avant Wagon, (1.8L, 2.8L)	33-086-F $\frac{1}{\circ}$	32-423-F $\frac{1}{\circ}$					
96-99	A4 Sedan (1.8L, 2.8L)	33-086-F $\frac{1}{\circ}$	27-446-F $\frac{1}{\circ}$			27-446-P $\frac{1}{\circ}$	60-A09-0 L $\frac{1}{\circ}$ 60-A10-0 R $\frac{1}{\circ}$	
96-99	A4 Sedan w/Sports Suspension, (1.8L, 2.8L)	33-087-F $\frac{1}{\circ}$	27-446-F $\frac{1}{\circ}$					
A6								
97-99	A6 Sedan, Wagon, (Exc. Quattro)	33-086-F $\frac{1}{\circ}$	27-C11-F $\frac{1}{\circ}$				60-A06-0 $\frac{1}{\circ}$	
97-99	A6 Sedan, Wagon w/Sports Susp. (Exc. Quattro)	33-087-F $\frac{1}{\circ}$	27-C12-F $\frac{1}{\circ}$					
97-99	A6 Quattro, Quattro Avant Wagon	33-086-F $\frac{1}{\circ}$	32-D15-F $\frac{1}{\circ}$					
97-99	A6 Quattro, Quattro Avant Wagon w/Sports Suspension	33-087-F $\frac{1}{\circ}$	32-D16-F $\frac{1}{\circ}$					
95-96	A6 Quattro Sedan, Wagon	32-402-1 * $\frac{1}{\circ}$	32-505-1 * $\frac{1}{\circ}$	32-402-F $\frac{1}{\circ}$ 115 476 $\frac{1}{\circ}$		32-505-F $\frac{1}{\circ}$ 170 819 $\frac{1}{\circ}$	22-819-1 $\frac{1}{\circ}$	
95-96	A6 Sedan, Wagon, (Exc. Quattro)	32-402-1 * $\frac{1}{\circ}$	32-692-1 * $\frac{1}{\circ}$	32-402-F $\frac{1}{\circ}$ 32-402-P $\frac{1}{\circ}$ 115 476 $\frac{1}{\circ}$		32-692-F $\frac{1}{\circ}$ 32-692-P $\frac{1}{\circ}$	22-819-1 $\frac{1}{\circ}$	
A8								
1997-99	A8 Sedan, Quattro	32-D19-P $\frac{1}{\circ}$	32-D20-P $\frac{1}{\circ}$					
CABRIOLET								
94-98	Cabrio			32-472-F $\frac{1}{\circ}$		27-205-A $\frac{1}{\circ}$		

* Hydraulic Shock

$\frac{1}{\square}$ Gas Shock

$\frac{1}{\perp}$ Strut

$\frac{1}{\perp}$ Insert

$\frac{1}{\perp}$ Nivomat

$\frac{1}{\perp}$ Hydromat/Self Leveling

$\frac{1}{\perp}$ Steering Damper

$\frac{1}{\circ}$ Top and Bottom Eye Mount

$\frac{1}{\circ}$ Top Eye, Bottom Stem Mount

$\frac{1}{\circ}$ Top Stem, Bottom Eye Mount

$\frac{1}{\perp}$ Top and Bottom Stem Mount

$\frac{1}{\circ}$ Top Yoke, Bottom Eye Mount

$\frac{1}{\perp}$ Top Yoke, Bottom Stem Mount

$\frac{1}{\circ}$ Top Eye, Bottom Yoke Mount

$\frac{1}{\perp}$ Top Stem, Bottom Yoke Mount

$\frac{1}{\times}$ Special Mounting

$\frac{1}{\perp}$ Top and Bottom Yoke Mount

Shock Absorbers and Struts

YEAR	MODEL	BOGE automatic		BOGE turbo		BOGE eXtreme	STRUT MOUNTS	
		Front	Rear	Front	Rear		Front	Rear
AUDI (Cont'd)								
COUPE								
81-87	Coupe, GT	32-846-0 *	27-506-0 *	32-846-F	27-093-F	60-074-0	87-079-A	
		100 786 *	105 755 *	32-846-P	27-093-P			
90-91	Coupe Quattro			32-472-F	32-301-F		87-079-A	
83-85	Coupe Quattro	32-976-6 *	32-977-6 *			22-819-1		
FOX								
72-7/78	Fox	27-112-1 *	27-095-1 *					
S4								
92-94	S4			32-402-F	32-115-F	22-819-1		
S6								
1995	S6 Quattro, Sedan			32-402-F	32-115-F			
				115 476				
V8								
90-94	V8 Quattro			32-402-F	32-115-F	22-819-1		87-900-A
				115 476				
BMW								
E3 CHASSIS								
4/71-8/75	2500, A, 3.0 S, SA, Si, SiA, Bavaria	32-351-0 *				106 802		
		32-201-5 *						
9/75-77	3.0 Si, SiA, Bavaria	32-939-0 *	32-326-0 *	32-939-F				
E10 CHASSIS								
66-77	1600, 1800, 2002 Including Tii	27-523-0 *	27-060-1 *				87-138-A	
			779 032					
E21 CHASSIS								
9/76-10/82	320i	27-770-4 *	27-799-6 *	27-770-F	27-043-F	22-804-0	87-138-A	
			27-043-5 *					
8/77-10/82	320/6, 323i (European Model)	32-278-F	27-799-6 *		27-043-F	22-804-0	87-138-A	
		100 358						
Note: E21 (9/76-8/79) use locking ring "0376", (9/79-10/82) use locking ring "0353".								
3 SERIES E30 CHASSIS								
89-92	318is, ic Convertible	27-168-0 *		32-720-F	27-008-F	60-082-0	87-137-A	87-136-A
		100 857	105 762			22-830-0		
83-91	318i, 320i w/Factory Sport Susp., (51mm O.D. Strut Housing)			32-967-F	27-974-F		87-137-A	87-136-A
10/82-85	318i w/45mm O.D. Strut Housing, (Exc. M Series)	27-079-0 *	27-168-0 *	27-079-F	27-008-F	60-082-0		
				27-079-P	27-008-P	22-830-0		
					105 750			
83-86	323i (European Model)			32-720-F	27-008-F		87-137-A	87-136-A
				100 590	105 750			
10/82-91	325e, i, (Exc. M Series)			32-720-F	27-008-F	60-082-0	87-137-A	87-136-A
				100 590	105 750	22-830-0		
86-93	325i Convertible	100 857	105 762			22-830-0	87-137-A	87-136-A
8/85-91	325ix Sport Suspension				27-008-F	22-830-0		
					105 750			
8/85-91	325ix Standard Suspension			32-383-A	27-008-F	22-830-0		87-136-A
					105 750			

* Hydraulic Shock

Gas Shock

Strut

Insert

Nivomat

Hydromat/Self Leveling

Steering Damper

Top and Bottom Eye Mount

Top Eye, Bottom Stem Mount

Top Eye, Bottom Yoke Mount

Top Stem, Bottom Eye Mount

Top and Bottom Stem Mount

Top Yoke, Bottom Eye Mount

Top Yoke, Bottom Stem Mount

Top Eye, Bottom Yoke Mount



































































Top Stem, Bottom Yoke Mount

Special Mounting

Top and Bottom Yoke Mount


Also available is a value-priced alternative to OE, manufactured in Mexico. When ordering, place MX at end of part number.

Shock Absorbers and Struts


YEAR	MODEL						STRUT MOUNTS	
		Front	Rear	Front	Rear		Front	Rear
BMW (Cont'd)								
3 SERIES E30 CHASSIS (Cont'd)								
87-91	M3 - Grey Market Cars Only			32-967-F 	27-974-F 	22-830-0 	87-137-A	87-136-A
3 SERIES E36 CHASSIS								
Note: Front sway bar links mount to struts on E36 chassis up to 9/91.								
6/92-99	318is, Coupe, 4Dr. w/Standard Susp. (Exc. 4Dr. In 1999)						87-386-A	87-115-A
	Left Side	32-189-A 	27-144-C	32-189-P 	27-144-P 			
	Right Side	32-190-A 	27-144-C	32-190-P 	27-144-P 			
	Left Side	115 372 	27-144-C					
	Right Side	115 373 	27-144-C					
10/91-5/92	318is, Coupe, 4Dr. w/Standard Susp.						87-386-A	87-115-A
	Left Side	32-875-A 	27-144-C					
	Right Side	32-876-A 	27-144-C					
12/90-9/91	318is, Coupe, 4Dr. w/Standard Susp.						87-386-A	87-115-A
	Left Side	32-039-A 	27-144-C	32-039-P 	27-144-P 			
	Right Side	32-040-A 	27-144-C	32-040-P 	27-144-P 			
6/92-99	318is, Coupe, 4Dr. w/M-Technic (Exc. 4Dr. In 1999)							
	Left Side			32-557-FB 	27-260-F 			
	Right Side			32-558-FB 	27-260-F 			
	Left Side			115 267 				
	Right Side			115 268 				
3 SERIES E36 CHASSIS								
Note: Front sway bar links mount to struts on E36 chassis up to 9/91.								
10/91-5/92	318is, Coupe, 4Dr. w/M-Technic							
	Left Side			32-961-F 	27-260-F 			
	Right Side			32-962-F 	27-260-F 			
12/90-9/91	318is, Coupe, 4Dr. w/M-Technic							
	Left Side			32-227-F 	27-260-F 			
	Right Side			32-228-F 	27-260-F 			
94-97	318ic Convertible w/Standard Susp.						87-386-A	87-115-A
	Left Side	36-613-A 	27-144-C 	36-613-P 	27-144-P 			
	Right Side	36-614-A 	27-144-C 	36-614-P 	27-144-P 			
94-97	318ic Convertible w/M-Technic							
	Left Side			36-641-F 	27-260-F 			
	Right Side			36-642-F 	27-260-F 			
	Left Side			115 263 				
	Right Side			115 264 				
95-99	318Ti w/Standard Suspension						87-386-A	87-115-A
	Left Side	32-189-A 	27-295-B 	32-189-P 	27-295-P 			
	Right Side	32-190-A 	27-295-B 	32-190-P 	27-295-P 			
	Left Side	115 372 	170 823 					
	Right Side	115 373 	170 823 					
98-99	323is, Coupe w/Standard Suspension						87-386-A	87-115-A
	Left Side	33-013-A 	27-144-C 					
	Right Side	33-014-A 	27-144-C 					

* Hydraulic Shock

 Hydromat/Self Leveling

 Top Stem, Bottom Eye Mount

 Top Eye, Bottom Yoke Mount

 Gas Shock

 Steering Damper

 Top and Bottom Stem Mount

 Top Stem, Bottom Yoke Mount


 Strut


 Top and Bottom Eye Mount


 Top Yoke, Bottom Eye Mount

 Special Mounting

 Insert

 Top Eye, Bottom Stem Mount

 Top Yoke, Bottom Stem Mount

 Top and Bottom Yoke Mount

 Nivomat

Shock Absorbers and Struts

YEAR	MODEL	<i>BOGE</i> automatic		<i>BOGE</i> turbo		<i>BOGE</i> eXtreme	STRUT MOUNTS	
		Front	Rear	Front	Rear		Front	Rear
BMW (Cont'd)								
3 SERIES E36 CHASSIS (Cont'd)								
Note: Front sway bar links mount to struts on E36 chassis up to 9/91.								
98-99	323is, Coupe w/M-Technic Left Side Right Side			36-641-F 36-642-F	27-260-F 27-260-F			
98-99	323ic Convertible w/Standard Susp. Left Side Right Side			36-613-A 36-614-A	27-161-B 27-161-B			87-115-A
98-99	323ic Convertible w/M-Technic Left Side Right Side			36-641-F 36-642-F				
95-97	318Ti w/Sport Susp. & M-Technic Left Side Right Side			32-557-FB 32-558-FB	27-304-F 27-304-F			
2/95-96	325i w/Standard Suspension Left Side Right Side	33-013-A 33-014-A	27-144-C 27-144-C					
6/92-1/95	325i w/Standard Suspension Left Side Right Side	36-613-A 36-614-A	27-144-C 27-144-C	36-613-P 36-614-P	27-144-P 27-144-P		87-386A	87-115-A
10/91-5/92	325i w/Standard Suspension Left Side Right Side	36-621-A 36-622-A	27-144-C 27-144-C	36-621-P 36-622-P	27-144-P 27-144-P		87-386-A	87-115-A
12/90-9/91	325i w/Standard Suspension Left Side Right Side	36-769-A 36-770-A	27-144-C 27-144-C	36-769-P 36-770-P	27-144-P 27-144-P		87-386-A	87-115-A
6/92-95	325i w/M-Technic Left Side Right Side Left Side Right Side			36-641-F 36-642-F 115 263 115 264	27-260-F 27-260-F			
10/91-5/92	325i w/M-Technic Left Side Right Side			36-681-F 36-682-F	27-260-F 27-260-F			
12/90-9/91	325i w/M-Technic Left Side Right Side			36-771-F 36-772-F	27-260-F 27-260-F			
2/95-96	325ic Convertible w/Standard Susp. Left Side Right Side	36-613-A 36-614-A	27-144-C 27-144-C	36-613-P 36-614-P	27-144-P 27-144-P			
94-1/95	325ic Convertible w/Standard Susp. Left Side Right Side	36-613-A 36-614-A	27-144-C 27-144-C	36-613-P 36-614-P	27-144-P 27-144-P			
94-95	325ic Convertible w/M-Technic Left Side Right Side Left Side Right Side			36-641-F 36-642-F 115 263 115 264				

* Hydraulic Shock

Hydromat/Self Leveling

Top Stem, Bottom Eye Mount

Top Eye, Bottom Yoke Mount

Gas Shock

Steering Damper

Top and Bottom Stem Mount

Top Stem, Bottom Yoke Mount

Strut

Top and Bottom Eye Mount

Top Yoke, Bottom Eye Mount

Special Mounting

Insert







































































Top Eye, Bottom Stem Mount

















Top Yoke, Bottom Stem Mount

Top and Bottom Yoke Mount

Nivomat

Shock Absorbers and Struts

YEAR	MODEL	BOGE automatic		BOGE turbo		BOGE exTreme	STRUT MOUNTS	
		Front	Rear	Front	Rear		Front	Rear
BMW (Cont'd)								
3 SERIES E36 CHASSIS (Cont'd)								
<i>Note: Front sway bar links mount to struts on E36 chassis up to 9/91.</i>								
96-98	328i w/Standard Suspension Left Side Right Side	33-013-A  33-014-A 	27-144-C  27-144-C 				87-386-A	87-115-A
96-99	328is Coupe w/Standard Suspension Left Side Right Side	33-013-A  33-014-A 	27-144-C  27-144-C 				87-386-A	87-115-A
96-99	328i, is Coupe w/M-Technic Left Side Right Side Left Side Right Side			36-641-F  36-642-F  115 263  115 264 	27-260-F  27-260-F 			
96-99	328ic Convertible w/Standard Susp. Left Side Right Side	36-613-A  36-614-A 	27-161-B  27-161-B 					
96-99	328ic Convertible w/M-Technic Left Side Right Side			36-641-F  36-642-F 				
5 SERIES E12 CHASSIS								
8/76-5/81	528, A, 528i, 530i, A	32-939-0 *  32-939-0 * 	32-053-0 *  32-053-0 * 	32-939-F  32-939-F 	32-053-F  32-053-F 	60-066-0 		87-148-A (Stopper)
75-7/76	530i, A	32-351-0 *  32-351-0 * 	32-326-0 *  32-326-0 * 			60-066-0 		87-148-A (Stopper)
5 SERIES E28 CHASSIS								
3/83-3/86	524td		32-833-0 *  32-833-0 * 		32-833-F  32-833-F 			
6/81-1/88	528e, 533i, 535i, is	32-836-0 *  32-836-0 * 	32-912-2 *  32-912-2 * 	32-839-F  32-839-F 	32-279-F  32-279-F 	102 804L  102 803R 		
86-2/87	M5	32-836-0 *  32-836-0 * 				102 149L  102 150R 	87-137-A	
2/87-8/87	M5					102 114L  102 115R 		
83-85	524td						87-137-A (to 9/84)	87-148-A (Stopper)
81-87	528e						87-137-A (to 9/84)	87-148-A (Stopper)
82-84	533i						87-137-A (to 9/84)	87-148-A (Stopper)
84-87	535i, is						87-137-A (to 9/84)	87-148-A (Stopper)
5 SERIES E34 CHASSIS								
8/90-12/95	518i, 520i, 520i M50 Standard Susp. w/o EDC	32-058-A  32-058-A 	32-650-F  32-650-F 			60-155-0 		
88-7/90	518i, 520i, 520i M50 Std. Susp. w/o EDC	32-979-A  32-979-A 	32-650-F  32-650-F 			60-155-0 		
93-95	525i, 535i Std. Susp. w/o EDC	32-058-A  32-058-A 	32-650-F  32-650-F 			102 273L  102 274R 		

- * Hydraulic Shock
-  Gas Shock
-  Strut
-  Insert
-  Nivomat
-  Hydromat/Self Leveling
-  Steering Damper
-  Top and Bottom Eye Mount
-  Top Eye, Bottom Stem Mount
-  Top Stem, Bottom Eye Mount
-  Top and Bottom Stem Mount
-  Top Yoke, Bottom Eye Mount
-  Top Yoke, Bottom Stem Mount
-  Top Eye, Bottom Yoke Mount
-  Top Stem, Bottom Yoke Mount
-  Special Mounting
-  Top and Bottom Yoke Mount

Shock Absorbers and Struts

YEAR	MODEL	BOGE <i>automatic</i>		BOGE <i>turbo</i>		BOGE <i>eXtreme</i>	STRUT MOUNTS	
		Front	Rear	Front	Rear		Front	Rear
BMW (Cont'd)								
5 SERIES E34 CHASSIS								
7/90-92	525i, 535i Std. Susp. w/o EDC	36-747-A ■ ■	32-650-F ■ ○			60-155-0 ■ 102 209L ■ 102 210R ■		
1/88-6/90	525i, 535i Std. Susp. w/o EDC	36-676-F ■ ■	32-650-F ■ ○	36-676-P ■ ■	32-650-P ■ ○	60-155-0 ■ 102 209L ■ 102 210R ■		
1/88-95	525i, 530i, 535i w/EDC	100 812 ■ ■	112 235 ■ ○			102 273L ■ 102 274R ■		
92-95	525iT, 530iT Std. Susp. w/o EDC	36-747-A ■ ■	32-650-F ■ ○	36-747-P ■ ■	32-650-P ■ ○	102 283L ■ 102 284R ■		
94-95	530i, 540i Std. Susp. w/o EDC	36-747-A ■ ■	32-650-F ■ ○	36-747-P ■ ■	32-650-P ■ ○	102 273L ■ 102 274R ■		
88-90	525i M20						87-150-A (Stopper)	
90-95	525i M50						87-137-A	
94-95	530i						87-150-A (Stopper)	
88-93	535i						87-150-A (Stopper)	
94-95	540i						87-150-A (Stopper)	
89-93	M5 3.6						87-150-A (Stopper)	
92-96	525iT						87-150-A (Stopper)	
5 SERIES E39 CHASSIS								
96-9/98	528i w/Standard Suspension Heavy Duty	37-612-A ■ ■ 170 854 ■ ■ 170 856 ■ ■	33-056-A ■ ○ 170 855 ■ ○					
96-9/98	528i w/Sport Susp. & M-Technic			37-623-A ■ ■	33-035-A ■ ○			
96-9/98	540i, iA w/Standard Suspension	37-624-A ■ ■	33-056-A ■ ○					
96-9/98	540i, iA w/Sport Susp. & M-Technic			37-636-A ■ ■	33-035-A ■ ○			
6 SERIES E24 CHASSIS								
9/82-9/84	633CSi	32-836-0 * ■	32-912-2 * ○	32-839-F ■ ■	32-279-F ■ ○	102 163L ■ 102 164R ■	87-137-A (Stopper)	87-148-A (Stopper)
7/78-6/82	630CSi, 633CSi	32-939-1 * ■	32-053-0 * ○	32-939-F ■ ■	32-053-F ■ ○			87-148-A (Stopper)
76-6/78	630CSi, 633CSi	32-351-0 * ■	32-053-0 * ○		32-053-F ■ ○			87-148-A (Stopper)
9/82-90	635CSi			32-839-F ■ ■	32-279-F ■ ○ 105 752 ■ ○	102 163L ■ 102 164R ■		
87-90	M6					102 149L ■ 102 150R ■		
84-89	635CSi						87-137-A	87-148-A (Stopper)
87-88	M6						87-137-A	

* Hydraulic Shock

■ Gas Shock

■ Strut

■ Insert

■ Nivomat

■ Hydromat/Self Leveling

■ Steering Damper

○ Top and Bottom Eye Mount

○ Top Eye, Bottom Stem Mount

○ Top Stem, Bottom Eye Mount

○ Top and Bottom Stem Mount

○ Top Yoke, Bottom Eye Mount

○ Top Yoke, Bottom Stem Mount

○ Top Eye, Bottom Yoke Mount

○ Top Stem, Bottom Yoke Mount

× Special Mounting

○ Top and Bottom Yoke Mount

Shock Absorbers and Struts

YEAR	MODEL	BOGE automatic		BOGE turbo		BOGE eXtreme	STRUT MOUNTS	
		Front	Rear	Front	Rear		Front	Rear
BMW (Cont'd)								
7 SERIES E23 CHASSIS								
9/84-8/86	733i, 735i			32-208-A	32-206-A	102 800L		
						102 801R		
10/81-8/84	733i, 735i	32-076-0 *	32-937-0 *	32-208-A	32-206-A	102 800L		
						102 801R		
9/79-9/81	733i, 735i	32-076-0 *	32-753-0 *	32-208-A		102 802		
77-8/79	733i, 735i	32-076-0 *	32-025-0 *	32-208-A				
			106 130 *					
9/81-9/86	745i	32-076-0 *		32-208-A		102 800L		
						102 801R		
80-81	745i	32-076-0 *		32-208-A		102 802		
4/80-9/86	745i Turbo	32-076-0 *		32-208-A		102 800L		
						102 801R		
77-84	733i							87-148-A (Stopper)
7 SERIES E32 CHASSIS								
8/90-92	735i, iL w/Std. Suspension w/o EDC	36-746-A	32-468-A			102 235L	87-150-A (Stopper)	
						102 234R		
3/88-7/90	735i, iL w/Std. Suspension w/o EDC	36-679-A	32-468-A			102 223L	87-150-A (Stopper)	
						102 222R		
9/86-7/87	735i, iL w/Std. Suspension w/o EDC	36-640-A	32-468-A			102 137L	87-150-A (Stopper)	
						102 136R		
3/88-7/90	735i, iL w/Std. Suspension w/EDC	100 863	32-468-A			102 815L		
						102 816R		
93-94	740i, iL w/Std. Suspension w/o EDC	36-746-A	32-468-A				87-150-A (Stopper)	
8/90-94	750i, iL w/Std. Suspension w/o EDC	36-746-A				102 235L	87-150-A (Stopper)	
						102 234R		
9/87-7/90	750i, iL w/Std. Suspension w/o EDC	36-679-A				102 235L	87-150-A (Stopper)	
						102 234R		
7 SERIES E38 CHASSIS								
94-99	740i, iA, iL w/Std. Susp. w/o EDC							87-135-A 87-118-A
	Left Side	37-605-A	32-330-A					
	Right Side	37-606-A	32-330-A					
	Left Side	170 821	170 822					
	Right Side	170 820	170 822					
94-99	740i, iA, iL w/Std. Susp. w/ EDC							87-135-A
	Left Side			115 440		102 817		
	Right Side			115 441		102 818		
94-99	750i, iL w/EDC							87-135-A
	Left Side					102 817		
	Right Side					102 818		
Z3								
96-98	Z3 1.9L Engine							
	Left Side	32-C02-F	27-B56-F					
	Right Side	32-C01-F	27-B56-F					

* Hydraulic Shock

Gas Shock

Strut

Insert

Nivomat

Hydromat/Self Leveling

Steering Damper

Top and Bottom Eye Mount

Top Eye, Bottom Stem Mount

Top Stem, Bottom Eye Mount

Top and Bottom Stem Mount

Top Yoke, Bottom Eye Mount

Top Yoke, Bottom Stem Mount

Top Eye, Bottom Yoke Mount

Top Stem, Bottom Yoke Mount

Special Mounting

Top and Bottom Yoke Mount

Shock Absorbers and Struts

YEAR	MODEL	BOGE automatic		BOGE turbo		BOGE exTreme	STRUT MOUNTS	
		Front	Rear	Front	Rear		Front	Rear
BMW (Cont'd)								
Z3 (Cont'd)								
97-99	Z3 2.8L Engine Left Side Right Side	32-C02-F ■ †	27-B56-F ■ ○					
		32-C01-F ■ †	27-B56-F ■ ○					
FIAT								
74-78	X 1/9			20-305-A ■ †	20-305-A ■ †			
67-82	124 Sedan, Coupe, Spider	27-146-9 * ○	27-593-9 * ○					
67-82	124 Wagon	27-146-9 * ○						
78-81	131 Brava, Super Brava Sedan		27-593-9 * ○					
75-77	131 Mirafiori Sedan		27-593-9 * ○					
JAGUAR								
10/86-94	XJ40 (New XJ 6)	36-146-0 ■ ×	46-055-0 ■ ○					
10/86-96	XJ40 Sovereign, Vandenplas	36-146-0 ■ ×				36-800-6 ■ †		
68-86	XJ 6, XJ 12 (2 Rear Shocks Required)	36-302-0 ■ ○	36-303-0 ■ ○					
75-96	XJS (2 Rear Shocks Required)	36-302-0 ■ ○	36-303-0 ■ ○					
61-74	XKE 6 Cylinder (2 Rear Shocks Req.)		26-259-G ■ ○					
MERCEDES BENZ								
56-59	180, 190 Series		231 001 * ○					
56-	190SL	231 001 * ○	231001 * ○					
12/56-59	219, 220A, 220S, SE	231 001 * ○	277 002 * ○					
W107 CHASSIS								
74-9/85	280SL <i>Heavy Duty</i>	36-085-2 ■ ×	46-016-1 ■ ○			634 741 ■ †	102 058 ■ † 102 057 ■ † 22-502-0 ■ †	
-9/85	280SLC From Chassis #008366	36-085-0 ■ ×	46-016-0 ■ ○				22-502-0 ■ †	
74-	280SLC To Chassis #008365 <i>Heavy Duty</i>	36-085-2 ■ ×	46-016-1 ■ ○			634 741 ■ †	102 058 ■ † 102 057 ■ † 22-502-0 ■ †	
9/85-91	300SL, 420SL, 500SL		46-016-1 ■ ○				22-502-0 ■ †	
72-9/85	350SL, SLC <i>Heavy Duty</i>	36-085-2 ■ ×	46-016-1 ■ ○			634 741 ■ †	102 058 ■ † 102 057 ■ † 22-502-0 ■ †	
80-9/85	380SL <i>Heavy Duty</i>	36-085-2 ■ ×	46-016-1 ■ ○			634 741 ■ †	102 058 ■ † 102 057 ■ † 22-502-0 ■ †	
80-9/85	380SLC	36-085-0 ■ ×	46-016-1 ■ ○				22-502-0 ■ †	
78-9/85	450SLC 5.0	36-085-0 ■ ×	46-016-0 ■ ○				22-502-0 ■ †	
3/73-9/85	450SL, 500SL <i>Heavy Duty</i>	36-085-2 ■ ×	46-016-1 ■ ○			634 741 ■ †	102 058 ■ † 102 057 ■ † 22-502-0 ■ †	
80-9/85	500SLC	36-085-0 ■ ×	46-016-0 ■ ○				22-502-0 ■ †	
9/85-89	560SL <i>Heavy Duty</i>	36-085-2 ■ ×	46-016-1 ■ ○			634 741 ■ †	22-502-0 ■ †	

* Hydraulic Shock

■ Gas Shock

‡ Strut

† Insert

‡ Nivomat

■ Hydromat/Self Leveling

‡ Steering Damper

○ Top and Bottom Eye Mount

○ Top Eye, Bottom Stem Mount

○ Top Stem, Bottom Eye Mount

‡ Top and Bottom Stem Mount

○ Top Yoke, Bottom Eye Mount

‡ Top Yoke, Bottom Stem Mount

○ Top Eye, Bottom Yoke Mount

‡ Top Stem, Bottom Yoke Mount

× Special Mounting

‡ Top and Bottom Yoke Mount

Shock Absorbers and Struts

YEAR	MODEL	BOGE <i>automatic</i>		BOGE <i>turbo</i>		BOGE <i>eXtreme</i>	STRUT MOUNTS	
		Front	Rear	Front	Rear		Front	Rear
MERCEDES BENZ (Cont'd)								
W108 CHASSIS								
65-68	250S, SE Coupe, Convertible	603 102	604 102			70-000-1 22-502-0		
68-72	250S, 280S, SE	603 102	604 102			70-000-1 22-502-0		
73-76	280S, SE	36-090-0	46-016-1			22-502-0		
W110, W111 CHASSIS								
62-65	190C, DC (W110)	603 102	604 102			70-000-1 22-502-0		
66-67	200, D (W110)	603 102	604 102			70-000-1 22-502-0		
65-70	200SEB (W110)	603 102	604 102			70-000-1 22-502-0		
59-67	220B, 220SB, 220SEB (W110)	603 102	604 102			70-000-1 22-502-0		
65-68	230, S (W111)	603 102	604 102			70-000-1 22-502-0		
W114, W115 CHASSIS								
12/67- 12/76	230, 250, C, CE, 280, C, CE, E (W114) <i>Heavy Duty</i>	36-085-0	46-016-0	30-000-1	40-010-1	102 060 102 059 22-502-0		
12/67- 12/76	200, D, 220, D (W115) <i>Heavy Duty</i>	36-085-0	46-016-0	30-000-1	40-010-1	102 060 102 059 22-502-0		
8/73-11/76	230/4, 240D (W115) <i>Heavy Duty</i>	36-085-0	46-016-0	30-000-1	40-010-1	102 060 102 059 22-502-0		
W116 CHASSIS								
9/72-80	280S,SE, 300SD, 350SE,SEL <i>Heavy Duty</i>	36-090-0	46-016-1		634 741	102 058 102 057 22-502-0		
W116 CHASSIS (Cont'd)								
3/73-80	450SE, SEL 6.9 <i>Heavy Duty</i>	36-090-0	46-016-1		634 741	102 058 102 057 22-502-0		
3/73-80	450SE, SEL 6.9 w/Hydro Pneumatic Suspension Left Side Right Side <i>Heavy Duty</i>	102 105 102 106 102 057	102 058 102 058			22-502-0		
S123 CHASSIS								
78-12/85	200T, 230T, TE, 240TD, 300TD <i>Heavy Duty</i>			36-078-0 36-078-1		102 805 22-502-0		

* Hydraulic Shock

Gas Shock

Strut

Insert

Nivomat

Hydromat/Self Leveling

Steering Damper

Top and Bottom Eye Mount

Top Eye, Bottom Stem Mount

Top Stem, Bottom Eye Mount

Top and Bottom Stem Mount

Top Yoke, Bottom Eye Mount

Top Yoke, Bottom Stem Mount

Top Eye, Bottom Yoke Mount

Top Stem, Bottom Yoke Mount

Special Mounting

Top and Bottom Yoke Mount

Shock Absorbers and Struts

YEAR	MODEL	BOGE <i>automatic</i>		BOGE <i>turbo</i>		BOGE <i>eXtreme</i>	STRUT MOUNTS	
		Front	Rear	Front	Rear		Front	Rear
MERCEDES BENZ (Cont'd)								
W123 CHASSIS								
1/76-3/85	200, D, 220D, 230, E, 240D, 250, 280, E, 300D <i>Heavy Duty</i> <i>Heavy Duty</i>	36-078-0	46-016-0			22-502-0		
				30-010-1	40-010-1	102 060		
						102 059		
3/77-1/85	230C, CE, 280C, CE <i>Heavy Duty</i> <i>Heavy Duty</i>	36-078-0	46-016-0			22-502-0		
				30-010-1	40-010-1	102 060		
						102 059		
W124 CHASSIS								
12/85-93	200T, TD, 230TE, 250TD, 300TE, TD Turbo, (Exc. 4-matic)	36-111-B				102 811	87-010-A	
						102 812		
						030 5CA		
85-93	200, D, E, 230E, 250D, 260E, 300D, L, (Exc. 4-matic) <i>Heavy Duty</i>	36-111-B	36-120-1			102 809		
						102 810		
						030 5CA		
3/87-93	230CE, 300CE	36-111-B	36-120-1			030 5CA	87-010-A	
86-93	260E, 300E, 300D w/4-matic	100 717	36-120-1			826 8CA		
86-93	300TD, 300TE w/4-matic <i>Heavy Duty</i>	100 717				102 811		
						102 812		
						826 8CA		
92-93	400E, 500E w/o Self Leveling	36-612-C	36-120-1			030 5CA		
92-93	500E w/Self Leveling	36-612-C				102 277		
						030 5CA		
89-93	300D						87-010-A	
W124 E CLASS CHASSIS								
95	E300D Turbo	36-612-C	36-A06-0			102 238		
						030 5CA		
94-95	E320 Convertible <i>Heavy Duty</i>	36-111-B	36-120-1			102 315	87-010-A	
		36-612-C				030 5CA		
94-95	E320 Coupe, Sedan <i>Heavy Duty</i>	36-612-B	36-A06-0			102 238	87-010-A	
		36-612-C						
94-95	E320 Wagon	36-111-B				102 243	87-010-A	
94-95	E420	36-612-C	36-120-1			102 315		
94-95	E500 <i>Heavy Duty</i>	36-111-B	36-612-C			102 277		
C126 CHASSIS								
81-91	420SEC, 500SEC, 560SEC	36-090-0	46-016-1			102 058		
						102 057		
						22-502-0		
W126 CHASSIS								
9/85-91	260SE, 300TD, 300SE, SEL, 300SD, SDL, 380SE, 420SE, SEL, 500SE, SEL <i>Heavy Duty</i>	36-090-0	46-016-1			102 216		
						600 571		
					634 741	22-502-0		
10/77-9/85	280S, SE, SEL, 300SD, TD, 380SE, 500SEL, 500SE, SEL <i>Heavy Duty</i>	36-090-0	46-016-1			102 058		
						102 057		
					634 741	22-502-0		

* Hydraulic Shock

Hydromat/Self Leveling

Top Stem, Bottom Eye Mount

Top Eye, Bottom Yoke Mount

Gas Shock

Steering Damper

Top and Bottom Stem Mount

Top Stem, Bottom Yoke Mount

Strut

Top and Bottom Eye Mount

Top Yoke, Bottom Eye Mount

Special Mounting

Insert

Top Eye, Bottom Stem Mount

Top Yoke, Bottom Stem Mount

Top and Bottom Yoke Mount

Nivomat

Shock Absorbers and Struts

YEAR	MODEL	BOGE automatic		BOGE turbo		BOGE eXtreme		STRUT MOUNTS	
		Front	Rear	Front	Rear	Front	Rear	Front	Rear
MERCEDES BENZ (Cont'd)									
W126 CHASSIS (Cont'd)									
9/85-91	300SEL, 500SEL w/Hydromats Left Side Right Side	102 133 102 134	II II	102 142 102 142	II II				
10/79-0/85	300SEL, 500SEL w/Hydromats Left Side Right Side	102 107 102 108	II II	102 111 102 111	II II				
88-91	350SDL	36-090-0	II	46-A02-0	II				
9/85-87	560SE, SEL, SEC	36-090-0	II					102 058 102 057	II II
88-91	560SE, SEL, SEC	36-090-0	II					102 216	II
W129 CHASSIS W/OPTIONAL HYDRO-PNEUMATIC SUSPENSION									
90-93	300SL, 500SL	102 344	II	102 187	II				
95	SL320, SL500	102 344	II	102 187	II				
96-99	SL320, SL500	102 416	II	102 417	II				
93-94	600SL, SL600	102 344	II	102 345	II				
96-99	SL600	102 416	II	102 417	II				
95	SL600	102 344	II	102 417	II				
W140 CHASSIS WITHOUT ADAPTIVE DAMPING									
92-93	300SD, SE, 400SE, SEL, 500SEC, SEL, 600SEC, SEL	36-A10-0	II	46-A02-0	II			102 309 827 2CY	II I
94-99	S320, S350D Turbo, S420, S500, Sedan, Coupe	36-A10-0	II	46-A02-0	II			102 309 827 2CY	II I
94-99	S600 Sedan	36-A10-0	II					102 309 827 2CY	II I
94-97	S600 Coupe	36-A10-0	II	36-A02-0	II			102 309 827 2CY	II I
W140 CHASSIS WITH ADAPTIVE DAMPING									
92-93	300SD, SE, 400SE, SEL, 500SEC, SEL, 600SEC, SEL			102 311	II			827 2CY	I
94-99	S320, S350D Turbo, S420, S500, Sedan, Coupe, S600 Sedan, Coupe			102 311	II			827 2CY	I
W170 CHASSIS									
98-99	230 Roadster	36-A42-0	II	36-A43-0	II				
W201 CHASSIS									
11/82-93	190E, D, 190D 2.5 Std. Suspension Heavy Duty	36-012-0 36-012-0	II II	36-117-0 36-A05-0	II II			102 806 102 807 030 5CA	II II I
11/82-93	190E, D, 190D 2.5 Sport Suspension	36-012-0	II	36-A05-0	II			102 807 030 5CA	II I
84-89	190E 16V (2.3L)	36-012-0 115 070	II II					102 808 030 5CA	II I
W202 CHASSIS									
94-96	C220	36-A11-0	II	36-A13-0	II				
97-99	C230	36-A11-0	II	36-A13-0	II				
94-99	C280	36-A12-0	II	36-A13-0	II				

* Hydraulic Shock

II Hydromat/Self Leveling

II Top Stem, Bottom Eye Mount

II Top Eye, Bottom Yoke Mount

II Gas Shock

I Steering Damper

I Top and Bottom Stem Mount

I Top Stem, Bottom Yoke Mount

I Strut

II Top and Bottom Eye Mount

II Top Yoke, Bottom Eye Mount

X Special Mounting

I Insert

I Top Eye, Bottom Stem Mount

I Top Yoke, Bottom Stem Mount

II Top and Bottom Yoke Mount

I Nivomat

Shock Absorbers and Struts

YEAR	MODEL	<i>BOGE</i> automatic		<i>BOGE</i> turbo		<i>BOGE</i> exTreme	STRUT MOUNTS	
		Front	Rear	Front	Rear		Front	Rear
MERCEDES BENZ (Cont'd)								
W210 E CLASS CHASSIS								
98-99	E300TD, E320 Sedan, E430 Sedan	36-A17-0 124 390	36-A18-0 124 391			102 406		
96-97	E300D, E320 Sedan	36-A17-0 124 390	36-A18-0 124 391			102 406		
1997	E420 Sedan	36-A17-0 124 390	36-A18-0 124 391			102 406		
98-99	E320 Wagon	36-A17-0 124 390				102 420		
G CHASSIS 4WD								
2/79-90	230G, GE, 240GD, 250GD, 280GE, 300GD w/2400mm Wheelbase	106 688 *	106 687 *			095 5DF		
2/79-8/93	230GE, 240GD, 250GD, 300GD w/2850mm Wheelbase	106 942 *	106 941 *			095 5DF		
PEUGEOT								
77-8/85	504/505 Sedan From Chassis # 2181 357	27-094-0 * 27-094-F	32-045-0 * 32-045-F					
68-76	504 Sedan		32-045-0 * 32-045-F					
77-6/83	504 Wagon From Chassis #2181 35	27-094-0 * 27-094-F	32-343-0 *					
9/86-93	505 Sedan w/ABS		32-045-0 * 32-045-F					
9/85-93	505 Sedan w/o ABS	27-148-0 * 27-148-F	32-045-0 * 32-045-F					
-93	505 Turbo From Chassis #1887 752		32-045-0 * 32-045-F					
85-	505 Turbo To Chassis #1887 751	27-094-0 * 27-094-F	32-045-0 * 32-045-F					
9/85-93	505 Wagon From Chassis #1854 00	27-148-0 * 27-148-F	36-193-0 *					
82-8/85	505 Wagon To Chassis #1845 000	27-094-0 * 27-094-F						
76-86	604	27-094-0 *	32-045-0 * 32-045-F					
PORSCHE								
356								
56-65	A, B, C		32-318-2 *					
911								
91-94	911 Carrera 4 Turbo Left Side Right Side	36-667-H 36-668-H						
91-94	911 Carrera 4 RS series Left Side Right Side	36-667-H 36-668-H						

- | | | | |
|--|---|--|--|
| <ul style="list-style-type: none"> * Hydraulic Shock Gas Shock Strut Insert Nivomat | <ul style="list-style-type: none"> Hydromat/Self Leveling Steering Damper Top and Bottom Eye Mount Top Eye, Bottom Stem Mount | <ul style="list-style-type: none"> Top Stem, Bottom Eye Mount Top and Bottom Stem Mount Top Yoke, Bottom Eye Mount Top Yoke, Bottom Stem Mount | <ul style="list-style-type: none"> Top Eye, Bottom Yoke Mount Top Stem, Bottom Yoke Mount Special Mounting Top and Bottom Yoke Mount |
|--|---|--|--|

Shock Absorbers and Struts

YEAR	MODEL	BOGE automatic		BOGE turbo		BOGE eXtreme	STRUT MOUNTS	
		Front	Rear	Front	Rear		Front	Rear
PORSCHE (Cont'd)								
911 (Cont'd)								
8/88-8/90	911 Carrera 4, (Exc. Turbo, RS Series)							
	Left Side	36-667-H	32-166-C					
	Right Side	36-668-H	32-166-C					
93-94	911 Carrera 2 Turbo							
	Left Side	36-667-G						
	Right Side	36-667-G						
91-92	911 Carrera 2 Turbo							
	Left Side	36-667-G						
	Right Side	36-668-G						
91-94	911 Carrera 2 RS series							
	Left Side	36-667-G						
	Right Side	36-668-G						
8/88-94	911 Carrera 2, (Exc. Turbo, RS Series)							
	Left Side	36-667-G	32-166-C					
	Right Side	36-668-G	32-166-C					
4/85-7/88	911 Carrera (H series)							
		32-336-F	32-250-F					
6/75-3/85	911TC, SC, Carrera, (Exc. Turbo)							
		32-388-F	32-250-F					
6/71-76	911, E, T							
		32-388-F	32-250-F					
		32-949-5 *						
68-5/71	911, E, T							
		32-949-5 *	32-945-5 *					
912								
1976	912E							
		32-388-F	32-250-F					
72-74	912B w/Short Front Suspension							
		32-949-5 *	32-945-5 *					
914								
7/69-76	914, 4, 6 Cylinder							
		32-057-5 *	32-054-5 *					
924								
11/75-84	924							
		27-891-F	36-A33-0					
11/78-7/84	924 Turbo							
		27-891-F	36-A33-0					
80-7/84	924 Carrera GT							
		27-891-F	36-A33-0					
85-9/87	924 S 2.5							
		27-891-F				27-153-F		
928								
8/85-95	928, 928S w/Boge shocks							
		32-427-B	32-428-B					
4/77-7/85	All							
		32-365-1 *	32-366-1 *					
944								
7/89-91	944, S2 w/Standard Suspension							
	Left Side	100 865 *				27-153-F		
	Right Side	100 866 *				27-153-F		
9/86-6/89	944, S							
	Left Side	100 722 *				27-153-F		
	Right Side	100 723 *				27-153-F		
8/84-8/86	944 (Exc. Turbo)							
				27-891-F		27-153-F		
8/84-6/89	944 Turbo							
	Left Side	100 665 *				27-153-F		
	Right Side	100 666 *				27-153-F		
81-7/84	944 (Exc. Turbo)							
			36-A33-0	27-891-F				

* Hydraulic Shock

Hydromat/Self Leveling

Top Stem, Bottom Eye Mount

Top Eye, Bottom Yoke Mount

Gas Shock

Steering Damper

Top and Bottom Stem Mount

Top Stem, Bottom Yoke Mount

Strut

Top and Bottom Eye Mount

Top Yoke, Bottom Eye Mount

Special Mounting

Insert

















































































































Top Eye, Bottom Stem Mount

Top Yoke, Bottom Stem Mount


Top and Bottom Yoke Mount

Nivomat

Shock Absorbers and Struts

YEAR	MODEL	BOGE <i>automatic</i>		BOGE <i>turbo</i>		BOGE <i>exTreme</i>		STRUT MOUNTS	
		Front	Rear	Front	Rear			Front	Rear
PORSCHE (Cont'd)									
968									
92-95	968 Coupe, Cabrio 3.0 Left Side Right Side		105 787   105 787  						
RENAULT									
83-87	Alliance, Encore	27-265-0 *  	32-117-0 *  						
8/69-92	R 4	27-254-9 *  							
76-83	R 5	27-254-9 *  							
81-83	R 18 Sedan (Exc. Turbo Diesel)	32-095-1 *  	27-857-1 *  						
81-86	R 18 Wagon (Exc. Turbo Diesel)	32-095-1 *  	27-076-0 *  						
ROLLS ROYCE									
89-	Corniche w/Self Leveling Suspension <i>Heavy Duty</i>	46-050-1   46-050-2  					46-800-0 		
-9/70	Corniche, Silver Shadow w/Short Frt. Shocks <i>Heavy Duty</i>		46-051-0   46-051-1  						
68-	Corniche, Silver Shadow w/Long Frt. Shocks <i>Heavy</i>	46-050-1   46-050-2  	46-051-0   46-051-1  						
77-	Corniche Convertible w/Long Front Shocks <i>Heavy</i>	46-050-1   46-050-2  	46-052-0  						
-77	Corniche Convertible		46-052-0  						
80-	Silver Shadow w/Self Leveling Susp. <i>Heavy Duty</i>	46-050-1   46-050-2  					46-800-0 		
-90	Silver Spirit w/Self Leveling Susp. <i>Heavy Duty</i>	46-050-1   46-050-2  					46-800-0 		
ROVER									
3500									
80-81	3500	32-560-0 *  					60-092-1 		
LANDROVER									
94-95, 97	Defender 90	32-616-0 *  	32-617-0 *  						
89-94	Discovery	32-616-0 *  	32-617-0 *  						
70-92	Range Rover w/ 100" Wheel Base w/o Sway Bar	32-616-0 *  	32-617-0 *  				00-051-0 		
83-92	Landrover	32-616-0 *  	32-617-0 *  				00-067-0 		
58-84	Landrover Series III, IIIA W/109" Wheel Base	32-766-0 *  	32-767-0 *  						
SAAB									
99									
78-8/84	99 <i>Rear Gas: Heavy</i>	27-021-9 *  	27-912-0 *  			36-082-1   106 003  			
68-78	99	27-021-9 *  	27-022-9 *  						
900									
94-98	900 Coupe, Sedan (Including Turbo)	32-B56-F   115 593  	27-B05-F   105 851  						
94-98	900 Convertible (Including Turbo)	32-B57-F   115 595  	27-B06-F   105 853  						
2/84-93	900 Turbo w/Sway Bar	112 102  				106 003  			


* Hydraulic Shock


 Gas Shock

 Strut

 Insert

 Nivomat

 Hydromat/Self Leveling

 Steering Damper

 Top and Bottom Eye Mount

 Top Eye, Bottom Stem Mount

 Top Stem, Bottom Eye Mount

 Top and Bottom Stem Mount

 Top Yoke, Bottom Eye Mount

 Top Yoke, Bottom Stem Mount

 Top Eye, Bottom Yoke Mount

 Top Stem, Bottom Yoke Mount

 Special Mounting

 Top and Bottom Yoke Mount

Shock Absorbers and Struts

YEAR	MODEL	BOGE automatic		BOGE turbo		BOGE extreme	STRUT MOUNTS	
		Front	Rear	Front	Rear		Front	Rear
SAAB (Cont'd)								
900 (Cont'd)								
2/84-93	900 Turbo Sport w/Sway Bar	112 103				106 003		
78-93	900 (Exc. Turbo) <i>Rear Gas:HD</i>	27-911-0 *	27-912-0 *	36-081-1	36-082-1			
78-93	900 Turbo <i>Rear Gas: HD</i>			36-081-1	36-082-1	106 003		
9000								
87-96	9000i 16V, Turbo 16V	32-B53-F	36-187-0			60-168-0		
		115 253	106 420					
6/84-87	9000i 16V, Turbo 16V	32-A67-F	36-187-0			60-168-0		
			106 420					
Note: 32-B53-F has a tapered section below the threads.								
VOLKSWAGEN								
AIR COOLED								
5/67-77	Type I, Beetle, Karmann Ghia w/Dbl. U-Joint Axle	27-780-9 *	27-221-9 *	20-109-A	20-108-A	22-643-9		
8/65-67	Type I, Beetle, Karmann Ghia w/Swing Axle	27-780-9 *	27-720-9 *	20-109-A	20-108-A	22-643-9		
10/63-65	Type I, Beetle, Karmann Ghia	27-162-8 *	27-720-9 *	20-108-A	20-108-A	22-643-9		
5/75-79	Type I, Super Beetle	27-765-0 *	27-221-9 *	20-344-A	20-108-A	22-781-9		
8/73-4/75	Type I, Super Beetle	27-464-0 *	27-221-9 *	20-344-A	20-108-A	22-781-9		
8/70-7/73	Type I, Super Beetle	27-715-0 *	27-221-9 *	20-343-A	20-108-A	22-781-9		
1/79-92	Type II (Exc. Syncro) <i>Heavy Duty</i> <i>Heavy Duty</i>	27-533-1 *	27-365-1 *					
		27-532-0 *	27-363-0 *					
		106 477 *						
1/79-92	Type II, Transporter, Vanagon Syncro	32-180-0 *	32-181-0 *					
7/69-12/78	Type II <i>Heavy Duty</i>	27-551-1 *	27-767-0 *			22-489-9		
		32-251-0 *	32-191-0 *					
65-5/67	Type II	27-720-9 *	27-720-9 *	20-108-A	20-108-A	22-489-9		
3/53-66	Type II	27-162-8 *	27-720-9 *			22-489-9		
			916 002					
62-7/67	Type III, 1500, 1600 Sedan			20-108-A	20-108-A			
8/67-73	Variant, Ghia		27-221-9 *	20-108-A	20-108-A			
6/72-7/73	Type IV, 412	32-034-0 *				708 332 *	22-748-0	
BEETLE (NEW)								
1/98-99	All	TBA	556 271					
CONVERTIBLE/CABRIOLET/CABRIO								
95-99	Cabrio		27-215-1 *	32-A69-F	27-415-F	27-415-P		
85-93	Cabriolet (Rabbit)	27-229-0 *	27-832-0 *	27-229-F	27-833-F	27-833-P		
				27-229-P	27-833-P			
4/79-84	Convertible (Rabbit) <i>Strut</i>	27-229-0 *	27-832-0 *	27-229-F	27-833-F	27-833-P		
		100 229 *		27-229-P				
		100 853 *						
85-86	Cabriolet (Rabbit)						87-286-A	
81-84	Convertible (Rabbit)						87-286-A	

* Hydraulic Shock

Hydromat/Self Leveling

Top Stem, Bottom Eye Mount

Top Eye, Bottom Yoke Mount

Gas Shock

Steering Damper

Top and Bottom Stem Mount

Top Stem, Bottom Yoke Mount

Strut

Top and Bottom Eye Mount

Top Yoke, Bottom Eye Mount

Special Mounting

Insert

Top Eye, Bottom Stem Mount

Top Yoke, Bottom Stem Mount

Top and Bottom Yoke Mount

Nivomat

Also available is a value-priced alternative to OE, manufactured in Mexico. When ordering, place MX at end of part number.

Shock Absorbers and Struts

YEAR	MODEL	BOGE automatic		BOGE turbo		BOGE eXtreme	STRUT MOUNTS	
		Front	Rear	Front	Rear		Front	Rear
VOLKSWAGEN (Cont'd)								
CORRADO								
92-94	All 6 Cylinder			32-A69-F	27-528-F			
90-94	All 4 Cylinder w/Sealed Strut	170 129 *		32-A70-F	27-528-F			
90-91	All 4 Cylinder (Exc. Sealed Strut)		105 769 *	32-810-F	27-528-F			
DASHER								
10/80-81	Sedan	32-846-0 *	27-036-F 27-037-0 *	32-846-F		22-747-1		
10/80-81	Wagon	32-846-0 *	27-037-0 *	32-846-F		22-747-1		
9/77-9/80	Sedan	27-112-1 *	27-855-0 *			22-747-1		
9/77-9/80	Wagon	27-112-1 *	27-859-0 *		101 393	22-747-1		
EUROVAN								
96	All		31-009-B					
93-95	All From Chassis #70P0200001	27-170-A	31-009-B					
93-	All To Chassis #70P0200000	27-170-A	31-009-A					
FOX								
87-93	All (Exc. Wagon)	300 270 *	475 870 *	20-329-A	20-502-A			
88-93	Wagon	300 270 *	475 880 *	20-329-A	20-527-A			
GOLF II								
90-92	All w/Sealed Struts (Exc. VR6 & Gti)	27-A58-0 *	27-215-0 *	27-A58-F	27-415-F		87-288-A	
90-92	Gti w/Sealed Struts	27-A58-0 *	27-215-1 *	27-A58-F	27-528-F		87-288-A	
85-90	Gti w/Rebuildable Struts (Including 16V)	27-467-0 *	27-215-1 *	27-467-F	27-528-F		87-288-A	
85-90	All w/Rebuildable Struts (Exc. Gti)	27-467-0 *	27-215-1 *	27-467-F	27-415-F		87-288-A	
85-92	Syncro w/Rebuildable Struts	27-467-0 *	27-785-0 *	27-467-F			87-288-A	
85-92	Syncro w/Sealed Struts	27-A58-0 *	27-785-0 *	27-A58-F			87-288-A	
GOLF III								
97-99	All w/Sealed Struts (Exc. VR6 & Gti)	32-B66-0 *	27-215-0 *	32-B66-F	27-415-F			
93-96	All W/Sealed Struts (Exc. VR6 & Gti)	27-A58-0 *	27-215-0 *	27-A58-F	27-415-F			
95-99	VR6			32-A69-F	27-528-F			
93-99	Gti w/Sealed Struts	27-A58-0 *	27-215-1 *	27-A58-F	27-528-F			
96-97	Diesel, Trek	32-B66-0 *	27-215-0 *	32-B66-F	27-415-F			
93-96	All w/4Cyl To Chassis #1H-7-070-450						87-288-A	

- * Hydraulic Shock
 - ☐ Gas Shock
 - ⚡ Strut
 - ⚡ Insert
 - ⚡ Nivomat
 - ☒ Hydromat/Self Leveling
 - ☒ Steering Damper
 - ☐ Top and Bottom Eye Mount
 - ☐ Top Eye, Bottom Stem Mount
 - ☐ Top Eye, Bottom Yoke Mount
 - ☐ Top Stem, Bottom Yoke Mount
 - ☐ Top Stem, Bottom Eye Mount
 - ☐ Top Yoke, Bottom Eye Mount
 - ☐ Top Yoke, Bottom Stem Mount
 - ☐ Top Eye, Bottom Yoke Mount
 - ☐ Top Stem, Bottom Yoke Mount
 - ☐ Special Mounting
 - ☐ Top and Bottom Yoke Mount
- Also available is a value-priced alternative to OE, manufactured in Mexico. When ordering, place MX at end of part number.

Shock Absorbers and Struts

YEAR	MODEL	BOGE automatic		BOGE turbo		BOGE eXtreme		STRUT MOUNTS	
		Front	Rear	Front	Rear			Front	Rear
VOLKSWAGEN (Cont'd)									
GOLF IV									
1/99-2000	All w/1.9L, 2.0L & Std. Suspension	TBA	TBA						
1/99-2000	All w/1.9L, 2.0L & Sports Suspension	TBA	556 271						
1/99-2000	All w/2.8L VR6 & Sports Suspension	TBA	TBA						
JETTA I									
79-1/84	All	27-229-0 * 100 229 * Strut 100 853 *	27-832-0 *	27-229-F 27-229-P	27-833-F 27-833-P				87-286-A
JETTA II									
90-92	All w/Sealed Struts (Exc. VR6 & Gli)	27-A58-0 * 115 158 *	27-215-0 * 105 740 *	27-A58-F 27-415-F	27-415-F				87-288-A
90-92	Gli, 16V w/Sealed Struts	27-A58-0 * 115 158 *	27-215-1 *	27-A58-F	27-528-F				87-288-A
86-90	Gli, Inc. 16V w/Rebuildable Struts	27-467-0 * 100 517 *	27-215-1 *	27-467-F	27-528-F				87-288-A
85-90	All w/Rebuildable Struts (Exc. Gli)	27-467-0 * 100 517 *	27-215-0 * 105 740 *	27-467-F 27-467-P	27-415-F 27-415-P				87-288-A
90-91	Syncro w/Rebuildable Struts	27-467-0 *	27-785-0 *						87-288-A
85-90	Syncro w/Sealed Struts	27-A58-0 *	27-785-0 *						87-288-A
JETTA III									
97-98	All w/Sealed Struts (Exc. VR6 & Gli)	32-B66-0 * 105 740 *	27-215-0 * 105 740 *	32-B66-F	27-415-F				
93-96	All w/Sealed Struts (Exc. VR6 & Gli)	27-A58-0 * 115 158 *	27-215-0 * 105 740 *	27-A58-F	27-415-F				
93-97	Gli, 16V w/Sealed Struts	27-A58-0 * 115 158 *	27-215-1 *	27-A58-F	27-528-F				
95-99	VR6 From Chassis #1H-S-087-774			32-A69-F	27-528-F				
94-95	VR6 To Chassis #1H-S-087-773			32-A75-F 170 160	27-528-F				
93-96	All w/4cyl To Chassis #1H-T-070-450								87-288-A
JETTA IV									
10/98-2000	All w/1.9L, 2.0L & Std. Suspension	TBA	556 268						
10/98-2000	All w/2.8L VR6 & Sport Suspension	TBA	556 268						
PASSAT									
98-99	All w/1.8L, 1.9L Diesel, 2.8L 30V	33-086-F	27-C11-F						60-A06-0
93-97	All (Exc. Diesel, VR6)	32-A75-0 *	27-982-1 *	32-A75-F 170 160	27-982-F				
93-97	Diesel	170 381 *							
90-92	All w/Sealed Strut (Exc. VR6)	32-A70-0 * 170 129 *	27-982-1 *	32-A70-F 170 130	27-982-F				
93-97	VR6			32-A75-F 170 160	27-982-F				
4/88-90	Sedan w/Rebuildable Struts (2.0L) 16V	32-810-0 *	27-982-1 *	32-810-F 32-810-P	27-982-F 27-982-P				60-182-0

* Hydraulic Shock

Gas Shock

Strut

Insert

Nivomat

Hydromat/Self Leveling

Steering Damper

Top and Bottom Eye Mount

Top Eye, Bottom Stem Mount

Also available is a value-priced alternative to OE, manufactured in Mexico. When ordering, place MX at end of part number.

Top Stem, Bottom Eye Mount

Top and Bottom Stem Mount

Top Yoke, Bottom Eye Mount

Top Yoke, Bottom Stem Mount

Top Eye, Bottom Yoke Mount

Top Stem, Bottom Yoke Mount

Special Mounting

Top and Bottom Yoke Mount

Shock Absorbers and Struts

YEAR	MODEL	BOGE automatic		BOGE turbo		BOGE eXtreme	STRUT MOUNTS	
		Front	Rear	Front	Rear		Front	Rear
VOLKSWAGEN (Cont'd)								
QUANTUM								
5/83-3/88	Sedan	32-846-0 *	27-311-0 *	32-846-F	27-310-F	60-134-0	87-079-A	
		100 786 *		100 594				
82-4/83	Sedan	32-846-0 *	27-037-0 *	32-846-F	27-036-F		87-079-A	
		100 786 *		100 594				
5/83-3/88	Wagon	32-846-0 *	27-311-0 *	32-846-F	27-036-F	60-090-0	87-079-A	
		100 786 *		100 594				
82-4/83	Wagon	32-846-0 *	27-311-0 *	32-846-F	27-036-F		87-079-A	
		100 786 *		100 594				
85-3/88	Wagon Syncro	32-846-0 *	27-487-0 *	32-846-F			87-079-A	
		100 786 *		100 594				
RABBIT (European built with round headlights)								
75-84	Rabbit	27-229-0 *	27-832-0 *	27-229-F	27-833-F		87-286-A	
		100 229 *		27-229-P	27-833-P			
	Strut	100 853 *						
RABBIT (U.S. built with square headlights)								
79-84	Hatchback	27-058-F			27-833-F		87-286-A	
		27-058-0 *	27-832-0 *					
		100 378 *						
83-84	GTi	27-229-0 *		27-229-F	27-833-F		87-286-A	
		100 229 *		27-229-P	27-833-P			
	Strut	100 853 *						
80-82	Pick Up	27-058-0 *		27-058-F	20-114-A			
		100 378 *	106 727 *					
SCIROCCO								
84-89	All 16V			27-229-F	27-833-F			
				27-229-P	27-833-P			
74-89	All	27-229-0 *	27-832-0 *	27-229-F	27-833-F			
		100 229 *		27-229-P	27-833-P			
	Strut	100 853 *						
78-88	All						87-286-A	
Note: Sachs & Boge shocks are supplied with spring pl. for 78.8mm ID spring.								
VOLVO								
P SERIES								
57-73	P121, P122, P1800	27-447-9 *	27-448-9 *					
70 SERIES								
1998	C70 Coupe, S70 Sedan, V70 Wagon (Exc. AWD)			32-C10-0 *	27-B42-A			
1998	V70 Wagon w/AWD			32-C10-0 *				
140, 160 SERIES								
9/71-74	142, 144, 145, 160	27-758-9 *	27-104-9 *					
67-8/71	142, 144, 145, 160	27-758-9 *	27-759-9 *					
240, 260 SERIES								
75-93	All	32-327-4 *	27-317-1 *	32-327-F	27-427-F	60-160-0		
78-93	All w/Turbo	110 476			27-427-F	60-160-0		

- * Hydraulic Shock
- Gas Shock
- Strut
- Insert
- Nivomat

- Hydromat/Self Leveling
- Steering Damper











































































































- Top and Bottom Eye Mount
- Top Eye, Bottom Stem Mount

Also available is a value-priced alternative to OE, manufactured in Mexico. When ordering, place MX at end of part number.

- Top Stem, Bottom Eye Mount
- Top and Bottom Stem Mount
- Top Yoke, Bottom Eye Mount
- Top Yoke, Bottom Stem Mount

- Top Eye, Bottom Yoke Mount
- Top Stem, Bottom Yoke Mount
- Special Mounting
- Top and Bottom Yoke Mount

Shock Absorbers and Struts

YEAR	MODEL	BOGE automatic		BOGE turbo		BOGE eXtreme	STRUT MOUNTS	
		Front	Rear	Front	Rear		Front	Rear
VOLVO (Cont'd)								
740, 760, 780 SERIES								
5/84-93	740 Sedan From Chassis #81680 (Exc. Turbo 16V)	32-135-1 *   100 662 *  	27-410-0 *  	32-135-F    	27-182-F  	60-180-1 		
83-4/84	740 Sedan To Chassis #81679	32-870-1 *  	27-410-0 *  	32-870-F  	27-182-F  	60-180-1 		
87-92	740 Turbo 16v	32-135-1 *   100 662 *  		32-135-F   32-135-P  		60-129-4 		
5/84-93	740, 760 Wagon	32-135-1 *   100 662 *  	27-410-0 *  	32-135-F    	27-182-F    	60-180-0 		
8/87-93	760, 780 Sedan w/IRS	32-135-1 *   100 662 *  		32-135-F  		60-129-4 		
83-7/87	760, 780 Sedan w/Solid Rear Axle	32-135-1 *   100 662 *  		32-135-F    	27-182-F  	60-180-1 		
850 SERIES								
93-97	850	32-C10-0 *  	27-B42-A  			60-166-4 		
940, 960 SERIES								
90-95	940, 960 Sedan w/IRS	32-135-1 *   100 662 *  		32-135-F  		60-129-4 		
90-95	940, 960 Sedan w/Solid Rear Axle	32-135-1 *   100 662 *  	27-410-0 *  	32-135-F    	27-182-F    	60-180-1 		
90-95	940, 960 Wagon	32-135-1 *   100 662 *  	27-410-0 *  	32-135-F    	27-182-F    	60-180-0 		


Note: When replacing nivomats with other types of shock absorbers, the rear coil springs must be replaced.

* Hydraulic Shock

 Hydromat/Self Leveling

 Top Stem, Bottom Eye Mount

 Top Eye, Bottom Yoke Mount

 Gas Shock

 Steering Damper

 Top and Bottom Stem Mount

 Top Stem, Bottom Yoke Mount

 Strut

 Top and Bottom Eye Mount

 Top Yoke, Bottom Eye Mount


 Special Mounting

 Insert

 Top Eye, Bottom Stem Mount

 Top Yoke, Bottom Stem Mount

 Top and Bottom Yoke Mount

 Nivomat Also available is a value-priced alternative to OE, manufactured in Mexico. When ordering, place MX at end of part number.